



# *The FlakSheet*

**March 2017**

*All the News We Make Up to Fit*



**2010 EMB-500 Phenom 100  
CAF Airshow 10/28/16**

© Frank Landrus





## The Prez Sez!



*Brad Belsheim's Jeep and Gun*

Welcome to all it is time once again for us to have a meeting. This will be held on Sunday March 12, 2017 at the Garden and Arts Center located at 906 Senter Rd. Irving Texas. The agenda will be the semi- annual FUND RAISER. So take time to clear out your stash and your closet and bring those unwanted items to be sold off. I will tell all of you that Penny Thomas has donated a number of items from Lee's estate to the club for us to sell off. There are no kits or books those have already been taken care of by third parties. There are several boxes of tools and supplies to be sold off with all proceeds going to the club. These items are reasonably priced for those who might be interested in them. Some examples are 3 vacuforms all working fine and 3 OPTI-VISORS plus many other items. So break out your cash and checkbooks and join the fun and frivolity that takes place.

In April we have no planned agenda so this will be a general building and discussion session unless someone wishes to step forward for some type of program. This would be a good time for those who have Jeeps in the works to bring them for all to see. I will be asking for people to help with some of the pre ScaleFest work which involves making sure all contest and supply items are up to date and well stocked.



*Adam Coleman's 1/72 Hawegawa Me-262*



*Don Capone's 1/35 'Follow Me' Jeep*

These tasks generally do not take much time as I will have inventoried everything prior to this meeting. Again we will be at the Garden & Arts Center

I have been asked to find out if there is any interest in the art of "HAND BRUSHING WITH ACRYLIC PAINTS". This would be part of the July joint meeting with the car club folks. I would like to have your thoughts by June so we can make this happen.

As I have been reminded our meeting day for this month falls on the time change weekend. This is the time to SPRING FORWARD so remember to set your clocks ahead one hour so you will not be late for the meeting.

So until Sunday March 12<sup>th</sup> let us say so long. Remember this is the semi-annual "FUND RAISER". The event will be held at the Garden & Arts Center at 906 Senter Rd. in Irving, Texas. The doors will open at 1:00pm and the fun begins at 1:30pm. Bring your stuff and you cash so we all can have a god time. So until we meet again on Sunday March 12<sup>th</sup> so long.

As always HAPPY MODELING.

*Randy*

President I.P.M.S/NCT IPMS # 7854  
*Proud IPMS NCT Member since the discovery of fire*



*Don Capone's 1/35 'Follow Me' Jeep*



# JEEPS!

"ARMY AND NAVY FUN"

FEB.  
15c

NOTICE HOW  
THESE JEEPS HUG  
THE GROUND, MABLE!!



## Cover Photo



*2010 Embraer-Empresa Brasileira de EMB-500  
Phenom 100, N100FZ, s/n 50000137  
10/28/16 © Frank Landrus*

Embraer S.A. is a Brazilian aerospace conglomerate that produces commercial, military, executive and agricultural aircraft and provides aeronautical services. It is headquartered in São José dos Campos, São Paulo State and was founded August 19, 1969 (~47 years ago)

The Embraer EMB-500 Phenom 100 is a very light jet developed by Brazilian aircraft manufacturer Embraer, type certificated as the EMB-500. More than 340 were in service in October 2016.

In April 2005 Embraer's Board of Directors approved the development of Very Light and Light jets. On November 9, the company announced at the annual NBAA convention that the very light jet would be called the *Phenom 100*, it also displayed a full-scale mock-up of the aircraft.

The aircraft first flew on July 26, 2007 at São José dos Campos, Brazil. It was awarded a type certificate from Brazil's National Civil Aviation Authority on December 9, 2008. The first aircraft was delivered on December 24, 2008.



*Embraer 500 Phenom 100N100FF cabin  
02/14/12 © Aldo Bidini*



*Cockpit of the Embraer Phenom 100*

The Phenom 100 has an oval fuselage with a 7.985 m<sup>3</sup> (282 ft<sup>3</sup>) passenger cabin, a 1.47 m-high by 0.74 m-wide (4.5'x2.1') door and 1.2'x1' windows. Its unpressurized cargo hold is 1.56 m<sup>3</sup> (54.9ft<sup>3</sup>). Its structural life is 28,000 flight cycles or 35,000 hours, built of 20% composite materials.

It has capacity for four passengers in its normal configuration, but it can carry up to seven passengers with a single crew, with an optional side-facing seat and belted toilet. The cabin interior is designed by BMW DesignworksUSA.

The aircraft is fitted with two rear-mounted Pratt & Whitney Canada PW617-F turbofan engines rated at a takeoff thrust of 7.2 kN (1,695 lb) to ISA+10 °C. The engines have dual full authority digital engine control (FADEC). An automatic performance reserve (APR) feature boosts engine output to 1,777 lb in the event of engine failure on takeoff. Later model PW 617 F-E models have a ten-minute thrust rating at 1,820 lb.

It has a maximum flying range of 1,178 nmi (2,182 km) with four occupants and NBAA IFR Reserves.

Embraer was originally planning to deliver 15 Phenom 100s in 2008 and 120–150 aircraft in 2009 but it ended



*Embraer Legacy 500 NF100FZ  
2015 © Bill Word*





*Embraer Legacy 500 N100FZ  
11/18/15 © Paul Dunn*

up delivering only two aircraft in 2008 and had to trim its 2009 plan to 97 aircraft. Embraer had about 30 orders in late 2014.

An assembly line was officially opened in Melbourne, Florida on 2 June 2016, adding Embraer Legacy 450 and 500 production to the existing Phenom 100 and 300 line, along a completion center/flight-prep building. The facility will be able to assemble up to 96 Phenoms and 72 Legacys annually.

Embraer Phenom 100 N100FZ is owned by Mark Holt, the former owner of a biotech company, Varied Industries. Mark Holt flew the twin engine jet to bring customers to Mason City to help close sales. When Varied Industries was purchased by Arm & Hammer Animal Nutrition, they buyer had no need for the Phenom 100 so Mark kept it.

Holt Aviation is located in Mason City, Iowa. Now Mark Holt and his wife, Diane, use the Phenom 100 to give back by airlifting disabled veterans and children with debilitating diseases. Veterans Airlift Command is a nonprofit organization that provides air transportation for compassionate and medical purposes to injured servicemen, servicewomen, and their families.

The new paint scheme was done by John Stahr's Artistic Aviation based out of Oregon in 2016. The *Millennium Phenom*, as she is now called, is actually a



*Embraer Legacy 500 N100FZ  
Millennium Phenom  
10/28/16 © Frank Landrus*



*Embraer Legacy 500 N100FZ  
Millennium Phenom  
10/28/16 © Frank Landrus*

combination of military, and the movies Star Wars, Star Trek, and Back to the Future all combined into one. The plane was disassembled at Benton Harbor Michigan's Flying Colours and was airbrushed by John Stahr. After lots of sanding and clear coats, the *Millennium Phenom* was rolled out of the paint bay in May 2016 to give it the look you see today.



*Embraer Legacy 500 N100FZ  
Millennium Phenom  
Not every jet runs on Dilithium Crystals*



*Embraer Legacy 500 N100FZ  
Millennium Phenom*



<http://www.ipmsusa.org/>

## Membership

**IPMS/USA** is an organization dedicated to the fun of Scale Modeling. It was started by Jim Sage, of Dallas, Texas, in 1963. There are now branches of IPMS all over the world. Many of our Local Chapters and Regions sponsor Model shows and contests every year. Of course, you needn't be a member to just visit the shows, or attend the clubs.

As part of your IPMS/USA Membership, you will receive **The Modeler's Journal** six times a year. In it you will find stories of interest on subjects such as aircraft, armor, automotive, ships, figures, you name it. You will also find listings of IPMS contests and swap meets, hints and tips, and reviews.

Membership also qualifies you to participate in IPMS/USA sanctioned **Regional Contests**, as well as our World-famous **National Convention**, held each summer. As a member, you'll also be able to access our online Member's Forum where a wide variety of Society and Modeling topics are discussed, and enjoy real-time access to other Modelers for help with questions about Modeling or the Society in general.

In addition, many Hobby Shops around the county offer discounts to IPMS/USA Members. Memberships are available in several packages:

**Junior** 17 years old or Younger, \$17.00 per year

**Adult** 1 Year, \$30.00    2 Years \$58.00    3 Years \$86.00

**Family** Adult Membership plus \$5.00 (Additional Membership cards as requested)

**Canada or Mexico** \$35.00 per Year

**Foreign** \$38.00 per Year (Journal via Regular Mail)

Payment Information: Payment may be made via Personal Check, Money Order, or Credit Card. Applications using payment via Check or Money Order should be printed upon completion of the registration process, and mailed to:

**IPMS/USA**  
**PO Box 56023**  
**St. Petersburg, Florida 33732-6023**

For any questions or problems with your membership application/renewal, please contact the IPMS/USA Office Manager, Marie Van Schoonhoven, at

[manager@ipmsusa.org](mailto:manager@ipmsusa.org)



## The VP's Notes!

**March 12, 2017 1:00 pm**

**Fund Raiser!**

**Time to Buy High and Sell Low!**

**Bring your Jeeps!**

**Irving Garden and Arts 906 Senter Road**

**April 9, 2017 1:00 pm**

**TBD**

**Bring your Jeeps!**

**Irving Garden and Arts 906 Senter Road**

**May 14, 2017 1:00 pm**

**TBD**

**Bring your Jeeps!**

**Irving Garden and Arts 906 Senter Road**

**June 11, 2017 1:00 pm**

**TBD**

**Bring your Jeeps!**

**Irving Garden and Arts 906 Senter Road**

**July 9, 2017 1:00 pm**

**Joint Meeting with IPMS MCMA**

**Irving Senter East 228 Chamberlain**

**Hot dogs and Hamburgers and Pie, Oh My!**

**August 13, 2017 1:00 pm**

**TBD**

**Irving Garden and Arts 906 Senter Road**



*Sarah Hanna pulling down a 2<sup>nd</sup> place trophy  
at San Antonio's ModelFiesta-36*





*Mountain Man Mike!  
Sandia Peak, New Mexico*

## Lone Star Models has Purchased Cobra Company

There has been a lot of talk on the web since Chris Miller of Cobra Company announced that he was closing.

I wish to announce that I have secured the purchase of Cobra Company. The complete product line will be folded into that of Lone Star Models. There are approximately 150 different Cobra Company products and much like those from Lone Star Models there are some that just never sell well. I plan to assess the viability of each and bring the most popular sets back first.



*Cobra Company UH-1B Weapons Set / S-58T Conversion*



*Cobra Company 1/72 PB4Y-2 Privateer Set*

From the ongoing discussions and e-mails I have been receiving one of these will definitely be the 1/72 Privateer detail set for the Matchbox/Revell Germany kits. There will be a special page on my web site at [www.lonestarmodels.com](http://www.lonestarmodels.com) for these sets. The kit numbers from Cobra will remain but now have an LSM prefix (Example: LSMCC 48001). It will take me a while to go through each set and get them back into production.

## Also! Lone Star Models is now Back on Facebook!

Look for the Martin B-10 model in the header as before

**NOTE!!!** Any prices shown do not include S&H. or Texas sales tax of 8.25% (Texas residents only).


Pay Pal accepted. Please use **LSMODELS@PDQ.NET** for the Payee.  
Thanks!

## New 1/72 AT-6 Hollywood Zero

Now available for the Heller T-6 kit **\$12.00**  
12 resin parts  
Does not include S&H



*Tora, Tora, Tora! Movie Zero*



## 1/72 Curtiss NC-4

FINALLY!! It is finished. Some of you may have received your kits by now.

Thanks to **Norm Filer**, **Mike Robinson**, **Bill Bosworth**, and **Mike McMurtry** for their assistance in this project. Box art and color drawing are by Norm Filer.

## Whats next??

Since it worked out well for the NC-4 kit, will be setting a deadline on getting the 1/48 Felixstowe wrapped up too. I know a few of you have been patiently waiting.

Not in this order per se but coming soon.

1/48 Felixstowe

1/48 LNS-1 glider trainer

1/48 Grumman Guardian wing fold set

1/48 P-1 conversion

1/48 Beech 15 on floats (conversion)

1/48 Beech 18/AT-11

1/48 X-1 wheel well and cockpit detail set.



*1/48 Felixstowe*

*Photo shows my built up of the original kit made approximately 26 years ago, for illustration only*



*1/48 Grumman Guardian wing fold set*

The 1/48 SOC-3 will be returning at some point in 2017 and with decals now. Those that have the earlier release or even the Wings 48 vacuform can obtain a sheet of decals through the LSM site when they are available.

The 1/48 N3N decals are underway. The kit will be both landplane and floatplane and have US Navy, Marine, and Coast Guard markings.

The AT-11 is coming out in 2017 too. Before you send an e-mail asking about something not mentioned, I have around fifty new kits / conversions / detail sets underway. There's no need to mention all of them every time. I will eventually get to them. Some I will get done and just drop them on you un-announced. Surprise!

## New !!!

## 1/48 SR-71 After Burners

**Available at the end of February \$35.00**

10 resin parts

Does not include S&H



*Photo above is only half of the set. These are masters and in primer prior to molding.*





*Grumman Guardian tanker by Boyd Waechter*

## Smalls

OK, Yeah I stole that title from those American Pickers guys... Seemed fitting...

These are small odds and ends, usually one part sets.

I am sure many of you that build aircraft models have had issue with the open/sliding part of the canopy not rllly fitting in the open position. A local modeler was trying to his Guardian canopy to fit in the open position. It would not go. So I vacuformed a new one that would.. He mentioned it in an on line thread about his model. Some other modelers asked If they too could get one for their project so I have added this to the catalog. I had a 1/48 Hobbycraft Seversky that had the same problem so I have created a mold for a new 1/48 Seversky canopy. I may do others.

I will be creating a new page on my web site for just seats. I know a few modelers that this is usually all they want to add in the cockpit is a seat with harness included. I have so many seats now that this seems like a good idea. They will be two to a set for 1/72 and 1/48, 1/32 will be one per pack.

Pictured above is the 1/48 Special Hobby, Grumman Guardian as a Fire Bomber, built by Boyd Waechter using the LSM 40596 Tank "B". Note the open canopy. The kit part is too narrow to accurately show it open. This is a new part from LSM and comes with a resin buck that will assist you in trimming the canopy for your model.

[www.lonestarmodels.com](http://www.lonestarmodels.com)

*Mike*




## Floyd's Fling

### Lifelike 1/48

## Kawasaki Ki-61 Part 1

By Floyd S. Werner, Jr.



*Lifelike 48-050*

**Manufacturer:** Lifelike Decals

**Manufacturer website:**

<http://lifelikedecals.sakura.ne.jp/>

**Mfr Stock No.:** 48-050

**MSRP:** \$ 13.25

**Provided by:** Lifelike Decals

**Target Kit:** Hasegawa

**Vendor Web Site:** <http://lifelikedecals.sakura.ne.jp/>

**Product:** <http://lifelikedecals.sakura.ne.jp/48050.htm>



*Hasegawa 07404 Limited Edition*



*The brand new Tamiya 6115 release*

The Hasegawa, and the new Tamiya, Ki-61 are very good kits. The Hasegawa kit comes in a variety of versions. The Tony is my favorite Japanese airplane. I love the look of the aircraft and the variations in markings.

The latest release from Lifelike shows the variety of marking options on the Tony. While specifically designed for the Hasegawa kit I'm sure that they will fit the new Tamiya kit.

Packaged in a ziplock bag, you get two A-4 single sided full color pages. The instructions have the history and side profiles as well as a common marking/stencil drawing. The references are included should you want to see where Lifelike got their pictures and information from. This sheet has markings for four Ki-61 marking options.

The decals are included on two sheets. One is 5x7 with the majority of the markings on it. The other is a very small sheet with the two blue markings on it. The decals are printed by Microscale so you know they are thin, in register and react well with setting solutions.

The first aircraft is a Hein flown by 2nd Lt Takeo Adachi of the 55th Sentai in January 1945. There is speculation about the type of Sentai emblem on the tail. And this is where I think Lifelike far surpasses most decal manufacturers. They take what they do know and are not afraid to say what is not known. They provide the argument for the selection of the markings, but they allow the modeler to decide how they want to do the markings. This particular airplane is a NMF aircraft with red markings. Lifelike makes the argument for the tail markings based off their knowledge.



*Kawasaki Ki-61*



The second aircraft is also a Type 1 Hein but is flown by Sgt. Shuichi Kaihou of the 39th Fighter Training Kikotai in March 1945. There are no actual photos of this aircraft but the drawing is based off of the personal accounts of men of the unit. This aircraft is mottled green over the natural aluminum finish.

The third aircraft is a dark green Hein Type 1 flown by 2nd LT Tomiho Tohda of the 55th Sentai in Feb 1945. This aircraft features four kill markings on the mid fuselage. The green upper surface and natural metal undersurfaces makes for a dramatic aircraft. The white outlined red Sentai and Hinomaru add a splash of color.

The fourth, and final aircraft, is a Type 1 Hein of the 18th Sentai in early 1945 flown by 2nd Lt. Takeshi Nakamura. This overall natural metal machine features a blue B-29 kill marking on the mid fuselage.

Superior research, world class artwork and decals are all hallmark of Lifelike Decals. This sheet is in keeping with that tradition. The Tamiya and Hasegawa Ki-61s will make great canvases for these decals. Highly recommended. Thanks to Lifelike Decals for the review copy. You can obtain your decals by contacting Lifelike Decals at <http://lifelikedecals.sakura.ne.jp>. Let them know you heard about it here. While there check out all their decals. There is something there for everyone.

*Floyd S. Werner, Jr., IPMS 26266  
Proud IPMS NCT member since 1989*



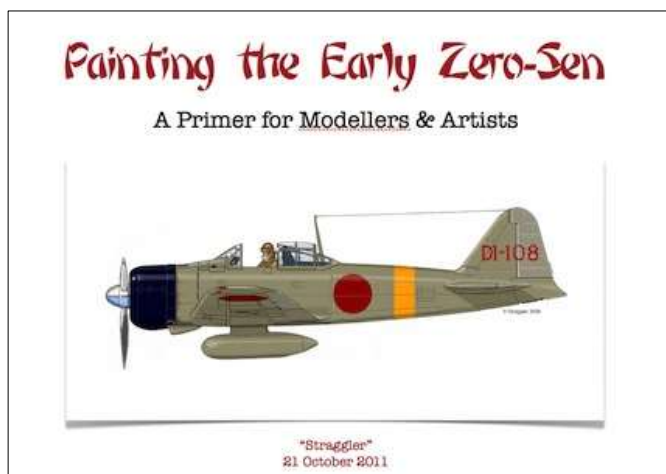
*ex-23rd Sentai, 2nd Chutai Ki-61 at Inba 1946*





*Preaching  
to the  
Choir*  
By the Reverend Mark Smith

## IJN Dark Greens



<http://www.aviationofjapan.com/2011/10/painting-early-zero-sen-pdf-e-guide.html>

Not long ago I built a 1/72 Zero model in the mistaken confidence that, having built several, I should know exactly how to paint everything by now. But memory had rusted a bit, and some assumptions had been superseded by newer information. I have many books on the Zero, but the source that served me best as a modeler was Nick Millman's *Painting The Early Zero-Sen*, available as a pdf from his website Aviation of Japan. Its value lay in providing all essential color information, from surfaces to components, in one place, cross-referencing several systems of color standards through a graded range of color chips.

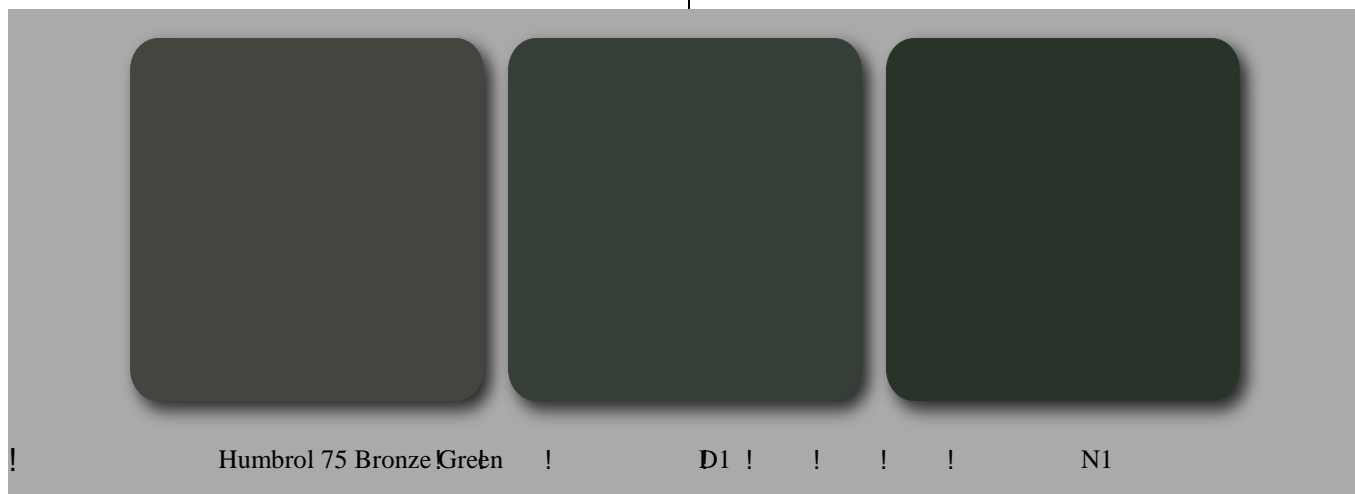


<http://www.aviationofjapan.com/>

Luddite that I am, I printed mine out and had its 28 pages comb-bound for a workbench copy; on a quality printer, the computer-rendered chips came out surprisingly well when I compared them to the ones on my monitor.

Smaller studies followed from the same source: WWII Japanese aircraft prototype colors, J2M Raiden ("Jack") colors, and MAP/RAF Colors among them. Each has its value for modelers and curators, and freely shares the fruit of many years of careful research and correspondence. The most recent, in 32 pages, covers a subject that might at first seem a simple one, but which model builders have found inherently confusing since the end of the Pacific War: Imperial Japanese Navy Dark Greens. This topic, when fairly scrutinized, does not always lend itself to easy answers, and the title makes no claims as a panacea.

Its utility is broad, however; someone relatively new to the subject can learn a lot, including the significant scholarship that shaped opinion over decades about these colors, yet it should also have something new to offer to those who have followed the subject of IJN colors a long time. Learning more about Don Thorpe's primary sources for his two seminal books, for instance, only makes one appreciate his enduring work even more.





*Donald W Thorpe*

Along with this synopsis are included precise color measurements of relics spanning decades, with selected reports of many colleagues and their own color findings, and a meticulous assessment of available hobby paints.

Part of the difficulty is that in reporting their findings, not everyone with this passion has been on the same page. As noted authority Bob Mikesh has pointed out, the standard generally used in the US (Federal Standard 595a and 595b) is not particularly useful for Japanese aircraft, as close matches for many interior and exterior coatings he has measured with a colorimeter are simply not found there. Very few of us possess all the sets of international color standards (Methuen, Pantone, etc.) which in many cases approximate these colors more accurately. And this is what makes the chips found in *IJN Dark Greens* supremely useful for anyone with a computer.

These threads are neatly synthesized in a document that may be Millman's most ambitious single project outside of the Osprey Aces titles he has authored. It does not set out to 'solve for X,' but to present as accurately as possible the range of greens in which late-war JNAF airplanes operated, and how those colors can be most accurately duplicated. It may challenge some assumptions that had replaced previous ones!



*IJN Aircraft at Atsugi boneyard*

The differences between Nakajima and Mitsubishi greens merit new consideration here, to name one instance.

As in *Painting The Early Zero-Sen*, Nick has surveyed and tested just about every hobby paint representing these dark green hues, with the results presented for easy comparisons within the 21 color chips present. These cover six known shades of dark green represented as accurately as possible through use of color systems by Methuen, Pantone, and FS 595. These computer-rendered chips bear the hallmark of Millman's other color studies - that of showing the significant color *ranges* in which a set of colors might be found.

These even include certain discontinued hobby paints, as well as the old Humbrol shade for IJN Dark Green first introduced in 1967, once the standard topside color used by many modelers to represent camouflaged uppersurfaces on Imperial Naval birds. With 20/20 hindsight, this shade is far off the mark, far too blue; it's thus interesting to read how this *British* company relied on an *American* IPMS color chart to market their pioneering set of *Japanese* colors –with little if any consultation sought from Japanese sources!

Thus enshrined, it took many more years to convince stubborn modelers that the two essential colors in the set – the topside green and underside 'AN2 Grey' - were significantly wrong.



*IJN ace Takeo Tanimizu's A6M*





Few imagined back then that the latter was much closer to the Luftwaffe's RLM 02 than Humbrol's shade – or that its infamous 'Mauve' was not a color at all. But as in the example and notes below for Humbrol paints (only part of that section), other 'unsuspecting' colors not indicated as IJN shades are noted where useful. Nine other hobby paints are reviewed with the same attention to detail.

"Humbrol 75 Matt Bronze Green is less saturated and slightly more olive than D1 @ 4.92 and more greyish and less saturated than N1 @ 8.69. Probably acceptable out of the tin to represent a weathered D1.

Humbrol 91 Matt Black Green is less saturated and more greyish than D1 @ 4.25 and even more so than



N1 @ 8.32. Although the green chroma in Humbrol paints seems poor and less saturated than the Japanese hobby paints, resulting in more greyish looking greens, Humbrol 91 out of the tin is probably just about acceptable in scale to represent D1 if other paints are not available.

The recent Humbrol paint colour 239 British Racing Green, although not measured or shown here, has promising potential as a basis for the IJN Greens because it provides the deep green saturation that many Humbrol dark greens lack. Mike Starmer has produced a very acceptable match for D1 with a mix of 3 parts H91 Matt Black Green and 1 part H239."

While American and British sources (think of the old *Aircraft Profiles*, or early issues of the U.S. magazine *Scale Modeler*) have often been wildly inconsistent in their artwork of Kate, Zero, George, and other IJN types, in terms of graphic art Japanese sources have sown their fair share of confusion over the years.

One only has to pull out several 'gatefold' artworks from older Japanese sources such as *Aviation Journal*, *Koku-Fan*, and *Aireview* magazines, as well as various *Model Art* and *FAOW* incarnations, to realize that these same IJN greens were often recalled and illustrated quite differently by artists such as Kikuo Hashimoto, Shigeo Koike, and Ichiro Hasegawa, who, in some cases, saw many of these airplanes at close range during the war.



*Aichi Seiran & Aichi Suise*



*Mitsubishi J2M Raiden*



*Kawanishi H8K-1 Flying Boat Emily*

And beyond mere artistic license, noted here by Millman are the strange inconsistencies and contradictions between Model Art's three successive color charts in publications ranging from 1986-1998 that, taken together, confused rather than clarified.

Recent literature and scholarship has been more exact in matching IJNAF aircraft types to standardized colors and the *nomeklatur* has changed due to the discovery of the wartime paint standard known as Kariki 117, but this is a subject that has never been covered in one publication so comprehensively. It should prove especially valuable to the modeler and illustrator, and forward the community's research on the topic notably. Highly recommended to all with even a passing interest in Japanese WWII aircraft. Copies may be ordered by visiting [www.aviationofjapan.com](http://www.aviationofjapan.com), the author's blog of many years.


**Mark**

*Mark Smith  
marksmith52@sbcglobal.net  
Proud IPMS NCT member since 1980*



*Nakajima J1N1-S Gekko (Moonlight) Irving – NASM*

## Upcoming Contests



**March 4, 2017**

### Showdown 2017

Theme: Moebius '69-'72 Ford Pickup (Any Version)

IPMS Metroplex Car Modelers Association

<http://www.themcma.net/Club/Contests.php>

Dr. Pepper Star Center

12700 N Stemmons Freeway

Farmers Branch, TX 75234

**March 11, 2017**

### RiverCon VI

Theme: "TBD"


IPMS Red River Modelers

[www.ipmsredrivermodelers.org](http://www.ipmsredrivermodelers.org)

Bossier Civic Center

620 Benton Rd.

Shreveport, Louisiana



**April 8, 2017**

### 30<sup>th</sup> Annual TMF Open Contest & Show

Theme: "TBD"

Tulsa Modeler's Forum

<http://tulsaipms.org/>

Bixby Community Center

211 North Cabaniss Avenue

Bixby, Oklahoma 74008



## Upcoming Contests



**April 8, 2017**

### Super Invitational 2017

Theme: "Heavyweights"

<http://ipmsneworleans.wix.com/flyingtiger>

IPMS New Orleans Flying Tigers Scale Model Builders  
St. Jerome K.C. Hall  
3310 Florida Ave., Kenner, Louisiana



**April 29, 2017**

### Model Mania 2017

IPMS Houston

Theme: "Land of the Rising Sun"

<http://www.ipms-houston.org/>

Stafford Center  
10505 Cash Road  
Stafford, Texas



**HMSNEO**  
*And Fantasy*  
**THE HISTORICAL MINIATURES SOCIETY  
OF NORTHEAST OKLAHOMA**

**June 2 – 3, 2017**

### The Tulsa Show 2017

The Historical Miniatures Society of NorthEastern  
Oklahoma

<http://www.hmsneo.org/>

Tulsa Wyndham Hotel  
41<sup>st</sup> at Highway 169  
Tulsa, Oklahoma 74008



**June 3 - 4, 2017**

### WonderFest

[www.wonderfest.com](http://www.wonderfest.com)

Crowne Plaza Louisville Airport Hotel  
830 Phillips Lane  
Louisville, Kentucky 40209



**June 3, 2017**

### ScaleFest 2016 / Revlon VI Convention

IPMS North Central Texas

Theme:

<http://ipmsnct.net/>

Grapevine Convention Center  
1209 South Main Street  
Grapevine, Texas 76051



**June 10, 2017**

### Soonercon 2017

IPMS Metro OKC

Theme: "The Vietnam War"

<https://www.facebook.com/IPMSMETROOKLACITY>

The Cube at Council Road Baptist Church  
7903 NW 30<sup>th</sup>, Bethany, Oklahoma

## Upcoming Contests



**June 16-18, 2017**

**Squadron EagleQuest XXVI**

Theme: "TBD"

<http://www.squadron.com/>

Embassy Suites Dallas

DFW Airport North Outdoor World

2401 Bass Pro Drive, Grapevine, Texas 76051



**July 26 - 29, 2017**

**IPMS USA 2017 National Convention**

<http://fortcrookipms.com/>

LaVista Conference Center

12520 Westport Parkway, La Vista, Nebraska 68128



**August 12, 2017**

**HAMS 11<sup>th</sup> Annual Model Car Show and Contest**

Theme: "Sun, Surf, & Sand"

IPMS HAMS <http://www.ipms-hams.org/>

Cypress Creek Christian Community Center

Annex Building Gym

6823 Cypresswood Drive, Spring, Texas 77379



**September 23 2017**

**AutumnCon 2017**

Theme: "Back in the USSR"

IPMS Northshore Scale Modelers

<http://www.northshoremodelers.com/>

American Legion Post 16

Ronald Regan Hyw

Covington, Louisiana 70433

**October, 2017**

**ReaperCon 2017**

Premier Event Center

Lakeland Plaza

1165S Stemmons Freeway

Lewisville, Texas 75067



**September 9, 2017**

**SuperCon 2017**

Theme: "**TBD**"

<http://www.fortworthscalemodelers.org/>

IPMS Fort Worth Scale Modelers

Bob Duncan Community Center

Vandergriff Park

2800 S. Center Street

Arlington, Texas



## Museums

### American Airlines C. R. Smith Museum

<http://www.crsmithmuseum.org>

Fort Worth, Texas 76155



### Cavanaugh Flight Museum

<http://www.cavanaughflightmuseum.com>

4572 Claire Chennault, Addison, TX 75001



### Cold War Air Museum

<http://www.coldwarairmuseum.com/>

Lancaster, Texas 76106



### Corsair (Goodyear FG-1D), Commemorative Air Force

<https://www.facebook.com/commemorativeairforcefg1dcorsair>

Lancaster Municipal Airport  
630 Ferris Road, Lancaster, Texas 75115



### Dallas-Fort Worth Wing, Commemorative Air Force

<http://www.dfwwing.com/>

Lancaster Municipal Airport  
630 Ferris Road, Lancaster, Texas 75115



### Flight of the Phoenix Air Museum

[www.flightofthephoenix.org](http://www.flightofthephoenix.org)

Hanger One, Gilmer Texas 75644



### Frontiers of Flight Museum

<http://www.flightmuseum.com/>

6911 Lemmon Avenue Dallas, Texas

## Hangar 10 Flying Museum

### Hangar 10 Flying Museum

<http://www.hangar10.org>

1945 Matt Wright Lane  
Denton Municipal Airport  
Denton, Texas 76207



### National WASP WWII Museum

<http://www.waspmuseum.org>

Sweetwater, Texas



### OV-10 Bronco Museum

<http://www.ov-10bronco.net>

3300 Ross Avenue, Meacham Airport, Fort Worth, Texas



### Invader Squadron, Commemorative Air Force

<http://www.invadersquadron.org>

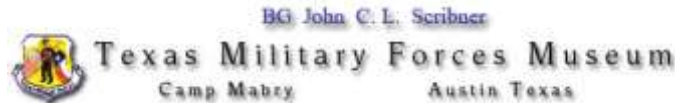
505 NW 38TH ST. Hangar 33 South, Fort Worth, Texas



### Silent Wings Museum

[www.silentwingsmuseum.com](http://www.silentwingsmuseum.com)

6202 North I-27 Lubbock, Texas 79403



### Texas Military Forces Museum

<http://www.texasmilitaryforcesmuseum.org>

Camp Mabry, Austin, Texas



### Tyler Historic Aviation Memorial Museum

<http://www.tylerhamm.org>

Jake Smith Exhibit Hall Tyler, Texas



### Vintage Flying Museum

<http://www.vintageflyingmuseum.org>

505 NW 38TH ST. Hangar 33 South, Fort Worth, Texas

## Local Plastic Emporiums



### M-A-L Hobbies

<http://www.malhobby.com>

108 S. Lee St., Irving, TX 75060  
(972) 438.9233

### HobbyTown USA Fort Worth



[http://www.hobbytown.com/Fort\\_Worth-TX/](http://www.hobbytown.com/Fort_Worth-TX/)

677 Sherry Lane  
Fort Worth, TX 76116  
(817) 735-0021

### HobbyTown USA Dallas



<http://htudallastx.com/>  
6060 East Mockingbird  
Dallas, TX 75206  
(214) 987-4744

### HobbyTown USA Arlington



<https://www.hobbytown.com/arlington-tx/1130>

4634 South Cooper St  
Arlington, TX 76017  
(817) 557-2225

### HobbyTown USA Lewisville



<http://htudallastx.com/>

500 East Round Grove Road  
Lewisville, TX 75067  
(972) 315-3700

### HobbyTown USA Plano



<https://www.hobbytown.com/plano-tx/1119>

3303 N. Central Expressway  
Plano, TX 75023  
(972) 424-8493

### HobbyTown USA Hurst



<http://htudallastx.com/>

746 Grapevine Highway  
Hurst, TX, 76054  
(817) 581-1027

### HobbyTown USA Rockwall



<http://htudallastx.com/>

935 East Interstate 30  
Rockwall, TX 75087  
(972) 771-1233



## Local Plastic Emporiums

### HobbyTown USA Tyler



French Quarter Shopping Center

<http://hobbytown.com/TXTYL/>

4566 S. Broadway

Tyler, TX 75703

(903) 509-3000

### Mason's Hobby Lobby



6905 Grapevine Hwy.

Fort Worth, Texas 76180

(817) 284-0264

### Roy's Hobby Shop



1309 Norwood DR.

Hurst, TX 76053

<http://www.royshobby.com/>

(817) 268-0210

### Wild Bill's Hobby Shop



535 East Shady Grove Rd.

Irving, Texas 75060

(972) 438-9224

## Local Events of Interest



March 2, 2017 (Thursday)




Lone Star Aero Club

[www.lonestaraeroclub.org](http://www.lonestaraeroclub.org)

Col. Rich Graham: SR-71

Waterford at Pantego

2650 West Park Row, Pantego, Texas 76013-2270



## Local Events of Interest



**March 5, 2017 (Sunday)**

IPMS MCMA

<http://www.themcma.net/>

Monthly Meeting

Irving Garden & Arts, Irving, Texas 75060



**March 20, 2017 (Monday)**

**IPMS Fort Worth Scale Modelers**

<http://www.fortworthscalemodelers.org/>

Auction!

First Baptist Church of Benbrook

1015 McKinley Street

Benbrook, Texas 76126



**March 21, 2017 (Tuesday)**

**B-36 Peacemaker Museum**

<http://www.b-36peacemakermuseum.org/>

"Texas in World War One"

Jim Hodgson: "From Cowboy to Doughboy"

UNT Health Science Center Room 124, West Building

1000 Montgomery Street, Fort Worth, Texas



**April 2, 2017 (Sunday)**

IPMS MCMA

<http://www.themcma.net/>

Monthly Meeting

Irving Garden & Arts

Irving, Texas 75060



**April 6, 2017 (Thursday)**

**Lone Star Aero Club**

[www.lonestaraeroclub.org](http://www.lonestaraeroclub.org)

TBD

Waterford at Pantego

2650 West Park Row,

Pantego, Texas 76013-2270



**April 17, 2017 (Monday)**

**IPMS Fort Worth Scale Modelers**

<http://www.fortworthscalemodelers.org/>

Auction !

First Baptist Church of Benbrook

1015 McKinley Street

Benbrook, Texas 76126



**April 18, 2017 (Tuesday)**

**B-36 Peacemaker Museum**

<http://www.b-36peacemakermuseum.org/>

TBD

UNT Health Science Center Room 124, West Building

1000 Montgomery Street

Fort Worth, Texas



## Local Events of Interest



**May 4, 2017 (Thursday)**

**Lone Star Aero Club**

[www.lonestaraeroclub.org](http://www.lonestaraeroclub.org)

TBD

Waterford at Pantego

2650 West Park Row, Pantego, Texas 76013-2270



**May 6, 2017**

**Pioneer Flight Museum**

<http://pioneerflightmuseum.org>

Wings & Wheels Spring Air Fair!

Old Kingsbury Aerodrome

190 Pershing Lane, Kingsbury, Texas 78638

Addison, TX 75001



**May 7, 2017 (Sunday)**

**IPMS MCMA**

<http://www.themcma.net/>

Monthly Meeting

Irving Garden & Arts, Irving, Texas 75060



**November 11, 2017**

**Pioneer Flight Museum**

<http://pioneerflightmuseum.org>

Wings & Wheels Fall Fly-In!

Old Kingsbury Aerodrome

190 Pershing Lane

Kingsbury, Texas 78638



**November 11, 2017**

**The 8<sup>th</sup> Annual Racers Reunion Banquet**

[www.radiusnation.net](http://www.radiusnation.net)

Featuring the History of the IMCA

PCS Productions

1551 Corporate Drive Suite 125

Irving, Texas 75038

30<sup>th</sup> Annual

# Tulsa Modelers Forum Contest & Show

Saturday, April 8<sup>th</sup>, 2017  
Bixby Community Center  
211 N. Cabaniss, Bixby, OK 74008



**FREE To The Viewing Public  
REGISTRATION  
9AM-12 NOON**

\$10 – First Entry (IPMS members \$8\*)  
\$2 – Each Additional Entry  
FREE – Intermed. and Junior Modelers

**RAFFLE DRAWINGS  
GRAND PRIZE DRAWING  
AWARDS PRESENTATION**

\*must show current IPMS membership card  
to get discount

Tulsa Modelers Forum Contest & Show is a  
family event. Nudity and risqe modeling sub-  
jects are prohibited.

For more information visit [tulsaiPMS.org](http://tulsaiPMS.org)  
(printable registration forms and model categories)  
E-Mail [greg.kittinger@gmail.com](mailto:greg.kittinger@gmail.com)

## **VENDOR TABLES AVAILABLE:**

\$30 First Table, \$20 Each Additional Table

## **MASTER AWARDS**

- Best of Show
- Best Aircraft of Show
- Best Military Vehicle of Show
- Best Figure of Show
- Best Fantasy and Sci Fi of Show
- Best Ship of Show
- Best Misc. of Show
- Best Automotive of Show

## **SPECIAL AWARDS**

- Judge's Choice
- Modeler's Choice
- Best Foreign Car of Show
- HobbyTown USA Award
- Mystery Award
- And More

## **INTERMEDIATE/NOVICE AWARDS**

- Intermediate/Novice Best of Show

## **JUNIOR AWARDS**

- Junior Best of Show

## **1ST, 2ND & 3RD PLACE AWARDS**





**SPECIAL GUEST:**  
**SPENCER POLLARD**  
 EDITOR, MODEL AIRPLANE INTERNATIONAL

# IPMS NEW ORLEANS SUPER-INVITATIONAL SCALE MODEL CONTEST NEW ORLEANS, LOUISIANA SATURDAY, APRIL 9, 2016



**2017 CONTEST THEME:**

## HEAVY-WEIGHTS

**9:00 AM TO 5:00 PM DOUBLETREE HOTEL**  
**2150 VETERANS MEMORIAL BLVD, KENNER, LA 70062 (EAST OF WILLIAMS BLVD)**

ADMISSION & REGISTRATION FEES		EVENT SCHEDULE	
GENERAL ADMISSION	\$3.00	7:00AM	VENDOR AND CONTEST SET UP
ADULTS – UNLIMITED MODELS	\$20.00	9:00AM	REGISTRATION AND VENDING OPEN
JUNIORS (UNDER 17)	\$5.00	1:00PM	REGISTRATION CLOSES; JUDGING BEGINS
EACH ADDITIONAL MODEL	FREE	4:00PM	AWARDS CEREMONY
VENDOR TABLES (EACH)	\$40.00	5:00PM	CONTEST CLOSES

**SPONSORED BY: IPMS NEW ORLEANS – FLYING TIGERS SCALE MODEL BUILDERS**

**CONTEST CATEGORIES AND RULES ON OUR WEBSITE:**

[IPMSNEWORLEANS.WIX.COM/FLYINGTIGER](http://IPMSNEWORLEANS.WIX.COM/FLYINGTIGER)

**REGIONAL AND NATIONAL VENDORS**

**72 ADULT CATEGORIES**

**8 JUNIOR CATEGORIES**

**11 SPECIAL AND BEST-OF CATEGORIES**

**MODELING DEMONSTRATIONS**

**MANUFACTURER'S REPRESENTATIVES**

**CONTACT INFORMATION:**


**CONTEST COORDINATOR**

**LEE COLL**

[LEECOLL@COX.NET](mailto:LEECOLL@COX.NET) OR (225) 921-1598

**DOOR PRIZES AND RAFFLE**

**RIVER CITY CREOLE GRILL RESTAURANT ON SITE**





## IPMS METRO OKLAHOMA CITY

In association with SOONER AMPS

Presents

# SOONERCON 2017

**Saturday, June 10th, 2017 9am-4pm**

**Council Road Baptist Church**

Building is named "The Cube" north of main church building

7903 NW 30th Bethany, OK 73008

**THEME: THE VIETNAM WAR 1955-1975**

Any subject from the Vietnam War is eligible from 1955 to 1975

SoonerCon will use 1st, 2nd, 3rd IPMS/USA judging rules for all non-armour categories .  
AMPS Gold, Silver and Bronze medal judging rules for all armour categories.

### ALL MODELERS ARE WELCOME

Entry Fee is \$15 for unlimited entries

Modelers 12 & under: 1st Model is Free \$5.00 for unlimited Junior Entries

**General Admission is FREE**

*Donations are welcome*

**For more details on SoonerCon 2017 see:**

[www.ipmsmetrookc.com](http://www.ipmsmetrookc.com)

<https://www.facebook.com/IPMSMETROOKLACITY>

### VENDOR TABLES AVAILABLE

Vendor Tables \$35 each until May 31, 2017 after that \$50 each June 1 thru June 9

NO tables will be reserved without a signed vendor contract

Vendor Contact: Richard Fisher (918)724-8929 or email [challenger@challenger-n-scale.com](mailto:challenger@challenger-n-scale.com)





**June 16 & 17, 2017**

**Embassy Suites  
Dallas DFW Airport North  
Outdoor World  
2401 Bass Pro Dr., Grapevine, TX 76051**



# Babe Of The Month

## Jing Tian



Jing Tian (born July 21, 1988 in Xi'an, Shaanxi, China) is a Chinese actress. She graduated from the Beijing Dance Academy and Beijing Film Academy.

Jing Tian's first movie was 2008's *Anaconda Frightened*. She followed that up with the role of Ouyang Xue in the television series *A Woman's Epic Poem*. 2010 saw Jian back in the movie theatre with *My Belle Boss*, playing the role of Emma. She followed



*Kong: Skull Island*



up with the 2011 release of *The Warring States* directed by Chen Jin that focused on Guiguzi disciples, military generals Pang Juan and Sun Bin. 2012 saw Jing Tian in a Chinese historical romantic comedy movie *Ultra Reinforcement*. *Shadows of Love*, and *Tears in Heaven* were also released in 2012.

Jing Tian had a busy 2013 with another romantic comedy *Better and Better*, an action film *Special ID* where she got work with Donnie Yen taking on underworld gangs, and with Jackie Chan in *Police Story 2013*. She also found time to do the television series, *Biography of Sun Tsu*.

Jian Tian got to work with Chow Yun-Fat in the Hong Kong crime comedy film, *Vegas to Macau* in







*Ban Shu Legend*

2014, the fourth installment in the *God of Gamblers* series. *Dragon Nest: Warrior's Dawn* was a fantasy



adventure movie based on the *Dragon Nest* video game where Jian played Argento. She was back working on television series in 2015 as Ban Shu in *Ban Shu Legend* and as Da Yu'er in *The Legend of Xiao Zhuang*.

2017 saw Jian Tian in two Legendary Pictures films. The first release was *The Great Wall* where she starred with Matt Damon. Tian Jing played the crane general, Lin Mei after training for six months in the Wushu martial arts. Jian Tian also appeared in the latest reboot of *King Kong* in *Kong: Skull Island* and will be in the 2017 targeted release *The Glory of Tang Dynasty*. She will play Liwen Shao in another Legendary Pictures release, *Pacific Rim: Uprising*, now scheduled for release in February 2018.







# AMK 1/72 Cygnus with Castor Upper-Stage

By Sven Knudson, IPMS 32490  
[www.ninfinger.org](http://www.ninfinger.org)



*The kit box has a photo of a painted and assembled Cygnus without the upper stage.*

## Background

The Cygnus spacecraft is an American automated cargo spacecraft developed by Orbital ATK as part of NASA's Commercial Orbital Transportation Services (COTS) developmental program. It is launched by Orbital's Antares rocket or ULA's Atlas V and is designed to transport supplies to the International Space Station (ISS) following the retirement of the American Space Shuttle.

Since August 2000 ISS resupply missions have been regularly flown by Russian Progress (spacecraft), as well as by the European Automated Transfer Vehicle, and the Japanese H-II Transfer Vehicle. With the Cygnus spacecraft and the SpaceX Dragon, NASA seeks to increase its partnerships with domestic commercial aviation and aeronautics industry. *Cygnus* is the Latinized Greek word for swan and a northern constellation.



*The Enhanced variant of Cygnus is seen approaching the ISS*

With Rocketplane Kistler unable to meet funding obligations for its K-1 launch vehicle under the terms of the COTS agreement, NASA decided on October 18, 2007 to terminate its contract with Rocketplane Kistler and re-award its contract after a competition. On February 19, 2008 NASA announced that it had chosen Orbital Sciences as the new winner.

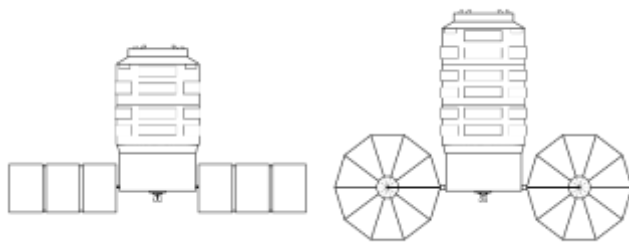
On December 23, 2008, NASA awarded Orbital Sciences a \$1.9 billion contract under the Commercial Resupply Services (CRS) program. Under this contract, Orbital Sciences will deliver up to 20 tons of cargo to the ISS through 2016 in eight Cygnus spacecraft flights.

By April 2010 Orbital had displayed a full-scale model of the Cygnus cargo delivery spacecraft at the National Space Symposium (NSS) in Colorado Springs, CO.

Launched on an Antares (renamed from Taurus II) medium-class launch vehicle or Atlas V, the first Cygnus flight was originally planned to occur in



*NASA Administrator Charles Bolden (third from left) in front of the Cygnus spacecraft in May 2012*



*Scale drawing of the Standard (left) and Enhanced (right) Cygnus*

December 2010. The Cygnus demonstration mission was successfully launched on September 18, 2013. On January 12, 2014, the first scheduled Cygnus resupply mission arrived at the space station; the capsule carried Christmas presents and fresh fruit for the astronauts. Its arrival was delayed, first by the need to repair the station, and then by frigid weather at the launch site and solar flares that forced postponements.

With the December 2015 launch of Orb CRS-4 on Atlas V, the Enhanced version made its debut. While it was planned from the beginning to fly on the fifth mission, the Orb CRS-3 failure and subsequent move to Atlas V meant a delay. On the other hand, the lessons learned on packing and the extra capabilities of the Atlas allowed payload to be increased to 3,500 kg (7,700 lb).

The Cygnus spacecraft consists of two basic components: the Pressurized Cargo Module (PCM) and the Service Module (SM). The PCM is manufactured by Thales Alenia Space in Turin (Italy), the initial PCMs have a volume of 18 m<sup>3</sup>.



*Standard Cygnus being unberthed from the Harmony module*



*Here's what comes in the box.*

The service module is built by Orbital ATK and is based on their GEOSTAR and LEOSTAR spacecraft bus as well as components from the development of the Dawn spacecraft. It is currently expected to have a gross mass of 1,800 kg with propulsion provided by thrusters using the hypergolic propellants hydrazine and nitrogen tetroxide and is capable of producing up to 4 kW of electrical power via two gallium arsenide solar arrays. On November 12, 2009, Dutch Space announced it will



*Here's the first of a series of rotated views of the main spacecraft parts.*



*This continues the series of rotated views of the main spacecraft parts.*





*This continues the series of rotated views of the main spacecraft parts.*



*This continues the series of rotated views of the main spacecraft parts.*

provide the solar arrays for the initial Cygnus spacecraft. The fourth and all subsequent Cygnus spacecraft are planned to be of the "enhanced" variant. These will use a stretched PCM which increases the interior volume to 27 m<sup>3</sup> and the service module will use Orbital ATK Ultraflex solar arrays which will provide the same amount of power as the previous solar arrays but at a lower mass.



*This concludes the series of rotated views of the main spacecraft parts.*



*Here are the rest of the resin parts.*

A new upper stage built by Orbital ATK, the Castor 30XL, will be used in conjunction with the enhanced Cygnus; because of the more powerful upper stage and the lighter solar arrays, the payload that Cygnus can deliver to the ISS will be increased by 700 kg.


During nominal CRS missions, Cygnus maneuvers close to the International Space Station, where the Canadarm2 robotic arm grapples the spacecraft and berths it to a Common Berthing Mechanism on the Harmony module in a similar fashion to the Japanese H-II Transfer Vehicle and the other American CRS



*Here's another side of the parts.*



*Here's your final look at the rest of the resin parts.*




*Here's the front side of the photoetched parts sheet.*

vehicle, the SpaceX Dragon. For typical missions, Cygnus is planned to remain berthed for about 30 days. Cygnus does not provide return capability, but can be loaded with obsolete equipment and trash for destructive reentry similar to the Russian Progress vehicles.

A formerly planned variant of Cygnus would have replaced the PCM with the Unpressurized Cargo Module (UCM), based on NASA's ExPRESS Logistics Carrier, and would have been used to transport unpressurized cargo, such as ISS Orbital Replacement Units. Another proposed variant would have replaced the PCM with the Return Cargo Module (RCM), which would have allowed Cygnus to return cargo to Earth.

## Review

The resin parts are solid with crisply molded details and insulating blanket detail molded in place. All parts are still attached to their pour plugs. There is also some flash around the smaller parts, which are identified by a letter molded into their plugs. Parts are included to build the model with or without the Castor upper stage used to put the spacecraft into orbit. A set of parts represent the folded solar panels if the upper stage is in place.



*And here's the back side of the photoetched parts sheet.*



*Cygnus spacecraft at NASA's Wallops Flight Facility in Virginia, prior to being mated to the Antares rocket.*

Otherwise, the panels are built using the photoetched parts and decals, which are identified by numbers printed next to each decal. The instructions consist of front, rear and starboard elevation drawings for both options, supplemented with some text. Each drawing also includes painting and decal location instructions.

**Contents:** 26 resin parts  
6 photoetched parts  
brass rod  
decals  
instructions

**Price:** € 39.50 (includes 21% VAT)  
\$ 44.95 from [www.culttvmanshop.com](http://www.culttvmanshop.com)

**Order from:** LVM Studios  
Goudplevier 106  
5348 ZG Oss  
The Netherlands  
phone: +31 (0)646 080118  
web: <http://www.lvm-studios.com/>

**Review By Sven Knudson, IPMS 32490**



# Panda 1/35

## T-15 Armata

### Object 149

By Cookie Sewell



*Box Top*

<b>Kit Number:</b>	PH 35017
<b>Media:</b>	1,265 parts (768 in brown styrene, 408 in dark green styrene, 67 etched brass, 21 clear styrene, 1 twisted copper wire)
<b>Advantages:</b>	Another new kit of this prototype future heavy armored combat vehicle; very detailed kit; optional position hatches.
<b>Disadvantages:</b>	Individual teeth on each track link; separate asphalt pads for track faces (at least these are optional).
<b>Recommendation:</b>	Highly Recommended for all modern Russian armor fans
<b>Price:</b>	US \$ 51.95

The Russians have worked hard on new concepts for armored vehicles since the fall of the USSR in 1991 and one of the concepts they find promising is the heavy infantry combat vehicle - Boyevaya Mashina Pekhoty Tyazhelyoy or BMPT in Russian. Their first efforts emerged as the Article 199 "Ramka" vehicle, better known by its nickname of "Terminator".



This combined the hull of a T-72/T-90 tank with a turret mounting two 30mm guns, one machine gun, four "Ataka" heavy antitank missiles, and in its first iteration twin "cheek" mounts for 30mm grenade launchers and a crew of five. It was defined as a tank escort vehicle for use in city fighting or in open combat.

After the failure of the T-95 program, the Russians switched to what was called "T-95 Light" in western circles and what emerged as the Armata heavy combat vehicle family in May 2015.

The family currently is proposed to consist of the T-14 (Article 148) main battle tank, the T-15 (Article 149) BMPT, and the T-16 heavy armored repair and recovery vehicle (BREhM). All share the same basic lower hull platform, engine, armor protection and some of the same self-protection systems such as the "Afghanit" active protection system and a KOEhP electro-optical projection system.

The T-15 has a crew of three but can carry a dismount team of nine men as well with a rear exit ramp. Its "Epokha" turret complex includes a 30mm cannon and coaxial machine gun as well as four "Kornet-D" ATGM missiles.

The Russians have indicated they wish to buy an initial purchase of 2,300 Armata vehicles of all types, but as of this writing have only committed for 100 T-14 tanks in 2018 as money is now tightening.





These vehicles have proven popular with model companies with Meng, Trumpeter and Zvezda all producing the “Terminator” and now Meng, Takom and Panda working on the Armata family to include the T-15 BMPT as well. This is the Panda version of the vehicle and is quite different in the kit’s layout from the Takom T-14 kit.

The biggest difference is the tracks - Takom only provides 380 parts for them but then again they did not include the “asphalt” rubber highway pads, which amount to half of the track parts so it is a wash. Each track sprue comes with a jig for assembling the tracks into runs of 12 links each; they are not snap together ones and require cement however.

Assembly begins with the road wheels which have a “keeper” inside so they will rotate as do the idlers; the drivers simply insert into the final drives. Bump stops and mounts are separate parts. The lever action shocks include the levers and attach to the correct road wheel arms. Note that in Step 5 the directions do not indicate the asphalt pads are optional.

Most of the kit’s assembly is straightforward with a large number of small details to be added to the upper hull. Rear of the hull is reminiscent of the Merkava with projecting bins on either side of the dismount ramp.

Most of the PE with the kit is useful and sensible but then again there are 34 itty bitty rivet heads which will



be a pain to install. The hatches are moveable but there is no interior other than viewers below them.

Unlike the T-14 the only “reshetka” grill armor panel goes over the dismount ramp at the rear of the hull. Like the hatches, while it may be attached either open or closed there is no interior detail.

The bow armor array is separate and consists of some 18 parts plus the splayed covers over the exhausts on either side of the bow.

The turret comes with all necessary items such as the wind sensor and new style digital enhancing antenna. Each missile launcher pair consists of some 17 parts but are fixed in elevation when mounted. The coaxial gun mount is also fixed in its position. The rest of the turret is covered with sensors and input devices for the various self-protection systems.

One set of markings and one finishing option are provided: Victory Day Parade, 2015, with an overall dark green finish and the “St. George Medal” ribbons and stars on the skirts.

Overall this is a nicely done kit and does match the appearance of the T-15. Keep in mind all of the Armata vehicles shown thus far are only pre-production prototypes and thus each company’s effort at producing them is probably no better or worse than another’s.

### Sprue Layout

- A 105x2 Wheels, suspension, suspension details
- B 8 Glacis, left skirt assembly, reshetka panel
- C 10 Glacis, right skirt assembly, hull panels
- D 96 Upper hull details, “Afganit” launcher tubes, turret details
- E 67 Turret, missiles, gun
- F 15 Turret details
- GP 21 Clear styrene
- PE 67 Etched brass
- T 96x8 Tracklinks, rubber “asphalt” pads
- – 1 Twisted copper wire
- – 1 Lower hull
- – 1 Upper hull



*Heavy IFV T-15 object 149 Armata (in the streets of Moscow on the way to or from the Red Square)*

*Cookie Sewell*





*Flying  
Low with  
François*







*Radius Reunion 09/16/16*

© Frank Landrus




---

## Art for Art's Sake



**“Two Six Whiskey, Direct O’Hare” : A Beech E-18 operated by Lansing, Michigan-based White Motor Corporation wings its way over Lake Michigan en route to Chicago.  
24” x 2436” oil on canvas, 1994, © Gerald Asher**

# Tail Shot



**Bell Model 65 Air Test Vehicle (ATB), an experimental tiltjet VTOL aircraft, N1105V**  
**Photo © Jay Miller Collection, IPMS #45, Proud IPMS-NCT member since 1964**



## IPMS North Central Texas

President:	Randy Spurr		<a href="mailto:rls4440@yahoo.com">rls4440@yahoo.com</a>	IPMS USA # 7854
Vice President	Adam Coleman	(956) 330-6525	<a href="mailto:Ca920@sbcglobal.net">Ca920@sbcglobal.net</a>	IPMS USA # 41325
Contest Director	Lynn Rowley		<a href="mailto:ldr.rocket@gmail.com">ldr.rocket@gmail.com</a>	IPMS USA # 31765
Treasurer:	Trevin Baker	(214) 797-9766		IPMS USA # 33247
Secretary	Robert Fawcett	(817) 358-9031	<a href="mailto:rtexfawcett@gmail.com">rtexfawcett@gmail.com</a>	IPMS USA #
IPMS USA Judging Liaison	Ed Grune	(817) 473-8492	<a href="mailto:efgrune@att.net">efgrune@att.net</a>	IPMS USA #
Facebook Director	Richard Hanna		<a href="mailto:rwhanna@swbell.net">rwhanna@swbell.net</a>	IPMS USA #
Hannibal Lecter:	James Sharp		<a href="mailto:boxstock@tx.rr.com">boxstock@tx.rr.com</a>	IPMS USA # 39333

IPMS North Central Texas meets on the second Sunday of every month. Door opens at 1:00 p.m.; meeting begins at 1:30 p.m. See *Coming Events* for which facility the current meeting is being held.

The FlakSheet is a monthly publication of IPMS-NCT and is used to communicate chapter news, functions, contest information, and other events or items of interest on the local, regional, and national scenes. Subscriptions are 460 Kronor annually for an electronic subscription via email.

The views and opinions expressed in this newsletter are those of the authors and should not be construed as the views or opinions of IPMS North Central Texas or IPMS/USA.

Editor: Frank Landrus ([viggenja37@sbcglobal.net](mailto:viggenja37@sbcglobal.net)) IPMS USA # 35035, IPMS-NCT Member since 1985.

**Deadline for submissions to the *FlakSheet* is the 25<sup>th</sup> of the month prior to month of issue. Please submit as a WORD or ASCII text file on compact disc at the meeting or as an attachment via email to your editor.**

